

# nationalgrid

## Five steps for safe excavation









- 1. Plan your job** and pre-mark your dig area with white paint, flags and/or stakes.
- 2. Call 811** or make an online ticket request before any excavation starts: **811 | [NewYork-811.com](http://NewYork-811.com)**.
- 3. Wait the required time** (at least two full working days, excluding the date of your call, weekends and legal holidays) for utilities to locate and mark their lines.
- 4. Respect the marks** and maintain them while digging.
- 5. Dig with care** and follow rules for hand-excavating.

Point your phone's camera at or scan this code to visit **[ngridssafety.com](http://ngridssafety.com)**.



# nationalgrid

## Color code for locator marks

-  Electric power lines
-  Temporary survey markings
-  Proposed excavation
-  Gas, oil or steam
-  Potable water
-  Sewers and drain lines
-  Communications lines, CATV
-  Reclaimed water, irrigation, slurry

#89640 © 2021 Culver Media, LLC

Point your phone's camera at or scan this code to check your ticket status.

