

Dear Public Official,

August 2019

Like you, National Grid is committed to the safety of the communities we serve. Please take a moment to read the enclosed information on our natural gas pipeline safety programs and how you can help inform the public about pipeline damage prevention and gas incident response. We've partnered with public officials in your community to ensure this information meets your needs.

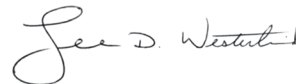
As a public official, we need your help educating your staff and excavation contractors on gas pipeline safety, and we encourage you to share this brochure with others in your organization. We urge you and your team to review safe digging tips and order additional gas safety materials at ngridsafety.com. National Grid also wants emergency responders to be prepared for any incident involving our gas and electric lines. We have developed an online safety training course, firstresponder.ngridsafety.com, which covers incident management for natural gas leaks and fires, CO poisoning, LNG safety, electric facility fires, downed power lines, PV solar system safety and many other topics.

National Grid is the largest distributor of natural gas in the Northeast, operating more than 35,000 miles of pipelines in New York, Massachusetts and Rhode Island. Here in Rhode Island, we own and operate almost 3,180 miles of underground natural gas pipelines, which supply approximately 268,000 customers. **Additional information about our transmission pipelines is available from your Community and Customer Management Director, Brian Schuster, at 1-781-907-3443.**

Our Integrity Management Program (IMP) helps us continuously improve safety by identifying, assessing and managing risks to our natural gas pipelines. This program includes hazard assessment and prevention activities to lower the operating risks of National Grid transmission pipelines within high-consequence areas in your community. **For an overview of this program, please visit nationalgridus.com.**

We thank you in advance for your help in educating your team and creating a more informed and engaged public regarding natural gas and electric safety.

Sincerely,



Lee D. Westerlind
Manager

This is an important notice. Please have it translated.

Este é um aviso importante. Queira mandá-lo traduzir.
Este es un aviso importante. Sírvase mandarlo traducir.
Avis important. Veuillez traduire immédiatement.

Questa é un' informazione importante, si prega di tradurla.
ĐÂY LÀ MỘT BẢN THÔNG CÁO QUAN TRỌNG
XIN VUI LÒNG CHO DỊCH LẠI THÔNG CÁO ẤY

Это очень важное сообщение.
Пожалуйста, попросите, чтобы
вам его перевели.

nationalgrid

104 Bridge Road
Salisbury, MA 01952

**IMPORTANT NATURAL GAS
SAFETY INFORMATION ENCLOSED.**

Visit nationalgridus.com and connect with us on



#11400 RI PO

Rhode Island

Natural gas pipeline safety

Help us protect the communities
you serve.



Smell Gas. Act Fast.

For gas emergency service 24 hours
a day, 7 days a week, call:
911 and 1-800-640-1595

Dig Safe® | digsafe.com
811 or 1-888-DIG-SAFE (344-7233)

Please share this important information with
your coworkers and excavation contractors.

nationalgrid



Our commitment to safety

To ensure public safety and service reliability, National Grid crews continually test, inspect, repair and improve our pipelines and monitor for potential gas leaks. We work very closely with industry and government agencies on a variety of pipeline safety measures:

- Coordination with Dig Safe®
- Visual pipeline and gas meter inspection programs
- Design and construction techniques
- Workforce training
- Industry safety practices and government oversight
- Pipeline markers and facility mapping
- Public education programs

In addition to educating excavators and the public about digging safely near gas pipelines, we conduct training and drills with local emergency responders to prevent and prepare for gas emergencies. These exercises test procedures, logistics, communications and more. If you would like to view emergency response plans for your community, contact your National Grid regional community and customer management director.



Visit National Grid's worker safety website for free training materials: ngridssafety.com.

National Grid's pipelines quietly, reliably and efficiently deliver natural gas every day to our residential, commercial and industrial customers.

Damage to our pipelines can cause dangerous gas leaks that have the potential to ignite or explode. We encourage you to learn the location of gas pipelines in your community and help protect them from damage.

Many pipelines are underground in public areas. Line markers are sometimes used to indicate their approximate location but not depth. The markers display the name of the pipeline operator and the telephone number where the operator can be reached in the event of an emergency. These markers are usually freestanding; in urban areas, they may also be found on utility poles. If you observe suspicious activity near a pipeline marker, call the number on the marker immediately.





Learn to detect gas leaks

A gas leak is often recognized by smell, sight or sound:

SMELL – Natural gas is colorless and odorless. A distinctive, pungent odor, similar to rotten eggs, is added so you'll recognize it quickly. This odor may fade, and not all transmission lines are odorized, so do not rely on smell alone to detect a gas leak.

LOOK – You may see dirt blowing into the air from a hole in the ground; continuous bubbling in water; dead or dying vegetation (in an otherwise moist area) over or near a pipeline; a damaged connection to a gas appliance; or exposed pipeline after a fire, flood or other disaster.

LISTEN – You may hear an unusual noise like roaring, hissing or whistling as gas escapes from a pipe.



What to do if you suspect a gas leak

- **MOVE** to a safe environment.
- **CALL 911 and 1-800-640-1595** immediately.
- **DO NOT** smoke or operate electrical switches or appliances. These items may produce a spark that might ignite the gas and cause an explosion.
- **DO NOT** assume someone else will report the condition. Provide the exact location, including cross streets. Let us know if sewer construction or digging activities are going on in the area.




Help promote gas pipeline safety

- **Review your local emergency operations plan (EOP).** Having a community emergency operations plan in place is critical for guiding an integrated, safe and effective response to catastrophic natural gas leaks, fires and explosions. Make sure your organization's preparedness planning is up to date and covers natural gas hazards.

- **Spread the word about 811.** State law requires that all excavators contact Dig Safe® at least 72 hours prior to digging on public or private property, excluding weekends and legal holidays. Call 811, or use the Quick-Ticket system at digsafe.com. At no cost to you, Dig Safe will notify underground facility owners in the immediate area so the location of pipelines and other facilities can be marked prior to excavation.



- **Learn the location of gas transmission pipelines in your community and share this information with excavators as appropriate.** Register with the National Pipeline Mapping System (NPMS) at <https://www.npms.phmsa.dot.gov>.



Please help us communicate these important natural gas safety messages to the public:

- **No job is too small for an 811 call.** Property owners must call 811 for any digging job – even planting a shrub.
- **National Grid has the right to restrict certain activities within the area along each side of our gas transmission pipeline, known as a right-of-way.** Our right-of-way locations are usually marked on maps filed with local municipalities.
- **We require free and clear access to our gas transmission pipelines at all times for inspections, maintenance and leak detection activities.** We prohibit construction or other activities in our pipeline rights-of-way that could block access for our personnel or for safety crews in the event of a pipeline emergency.
- **If you see construction occurring near a gas pipeline marker with no utility personnel present** or you notice any type of suspicious activity near a pipeline marker, please call the number listed on the marker to report it.
- **If a gas meter is located inside a home or business, National Grid will need access to the meter and gas service entry to perform mandated inspections.** We are required by federal and state regulation to inspect and maintain our delivery, pressure control and gas metering equipment.