

Respond safely to natural gas emergencies.

Keep this card handy in your vehicle visor or glove box.

Gas leak signs: A gas leak may have a distinctive, sulfur-like odor (but not always). Other signs may include a hissing, whistling or roaring sound; dirt blowing into the air from a hole in the ground; continuous bubbling in water; or a damaged connection to a gas appliance.

If you hit a gas pipeline or suspect a gas leak:

1. **Leave your equipment behind.** Warn others of the danger, and leave the area quickly. Stay away until utility personnel say it is safe to return.
2. **Do not use matches, lighters or anything electrical – even a phone.** A spark could ignite the gas.
3. **Do not operate underground pipeline valves or attempt to stop the flow of gas.** Never bury a contacted pipeline.
4. **From a safe location, call 911 and National Grid.**
5. **Report the incident to your supervisor.**

Call National Grid and 811 if you make ANY contact with a natural gas pipeline, even if you just scrape the line or damage its coating.

In a gas emergency, call **911** and National Grid 24 hours a day, 7 days a week

Brooklyn, Queens and Staten Island:
911 and 1-718-643-4050

Nassau, Suffolk and the Rockaways:
911 and 1-800-490-0045

Upstate New York: **911** and 1-800-892-2345

Smell Gas. Act Fast.



Know what's below.
811 before you dig.

Have you called 811 yet? Call before you dig.









Call now – before you start digging.

Five steps for safe excavation

1. **Plan your job and pre-mark your dig area** with white paint, flags and/or stakes.
2. **Call 811 or make an online request at least two full working days before any excavation starts**, excluding the day you call and weekends and holidays. It's the law!
 - Brooklyn, Queens and Staten Island: newyork-811.com
 - Nassau, Suffolk and the Rockaways: newyork-811.com
 - Upstate New York: digsafelynewyork.com
3. **Wait the required time** for utilities to locate and mark their lines.
4. **Respect the marks** when digging.
5. **Dig with care** and follow hand-excavating rules.

American Public Works Association color code for locator marks



 Electric power lines	 Gas, oil or steam	 Communications lines, cables or conduit
 Temporary survey markings	 Potable water	 Reclaimed water, irrigation and slurry lines
 Proposed excavation	 Sewer and drain lines	

If you find an unmarked line, stop digging and call 811 immediately.

Locator marks show you only the approximate location of buried utility lines. Before you can safely work near a gas pipeline, you must first hand-dig to expose the line and visually verify its exact location and depth.

- If you cannot visually verify the location of a marked pipeline, **STOP** digging and contact 811 immediately.

Smell Gas. Act Fast.



Know what's below.
811 before you dig.