

Tree Worker Safety

Work safely around electric and gas lines

Use this poster for employee training



⚠️ To report emergencies, **call 911** and **National Grid** immediately. Always **call 911** if you suspect a gas leak!

🔥 In case of gas emergencies: **Long Island and the Rockaways: 911 and 1-800-490-0045**
Metro New York: 911 and 1-718-643-4050
Massachusetts: 911 and 1-800-233-5325
Upstate New York: 911 and 1-800-892-2345

⚡ In case of electric emergencies: **Massachusetts: 911 and 1-800-465-1212**
Upstate New York: 911 and 1-800-867-5222

For more safety information and to request FREE training materials, visit ngridssafety.com.



Consider all power lines energized and dangerous.

- **Always consider every power line energized and dangerous**, including the service drop that runs from utility poles to buildings. Death or injury can result from contact, even with these low-voltage lines.
- **Never trim or remove trees within 10 feet of power lines up to 50 kV. Only tree trimmers and utility workers who are electrically qualified and trained can perform this work.**
 - Higher voltages require greater distances. Contact National Grid before work begins to determine proper safety clearances.
- **Never touch fallen power lines.** Stay **at least 30 feet** from downed distribution lines and **100 feet away** from downed transmission lines, as they can energize the ground and nearby objects. If you do not know whether it is a downed distribution or transmission line, stay **100 feet away**.

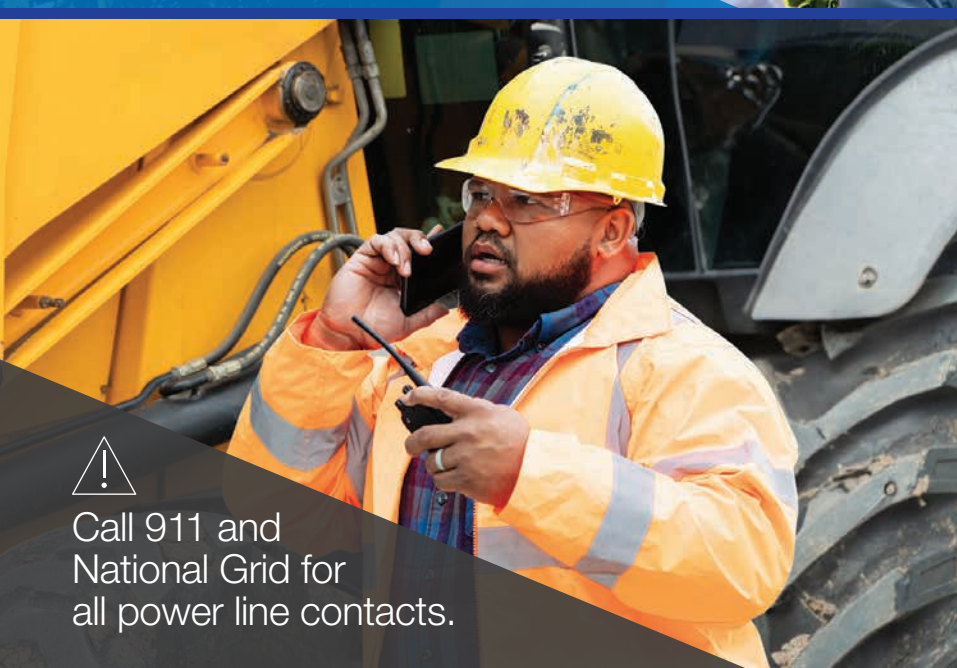
⚠️ Never work on trees within 10 feet of power lines.



⚠️ Point out power lines before work begins.

Call National Grid so you can work safely.

- **Always perform a hazard assessment** of the work site before work begins.
 - Walk around the tree(s) to be trimmed and the surrounding work area, viewing the site from all vantage points to spot all potential hazards.
 - Look for power poles, power lines and guy wires, pointing them out to coworkers.
- **If you must work in close proximity to power lines** or you notice a tree that is in contact with power lines, call National Grid to discuss options such as de-energizing, rerouting or removing power lines.
- **Clearly mark your work site with appropriate signage**, safety cones, reflectors, rope or tape to protect both workers and the public.



⚠️ Call 911 and National Grid for all power line contacts.

If your equipment contacts a power line.

- **Stay on the equipment and warn others to stay away.**
 - Move the equipment away from the line if you can do so safely.
 - Have someone **call 911 and National Grid immediately**. Stay on the equipment until National Grid utility workers say it is safe to get off.
 - Warn others to stay away. Anyone on the ground who touches the equipment may be injured or killed.
- **If fire forces you off your equipment, protect yourself from becoming part of the electrical circuit.**
 - Jump clear, keeping both feet together and without touching the equipment and the ground at the same time.
 - Shuffle away with small steps, keeping both feet together and on the ground at all times.
 - Once clear, do not return to the equipment until National Grid has declared it safe.



⚠️ Use a dedicated spotter.

Always use a spotter to stay clear of power lines.

- **Always use a spotter** to assist in keeping personnel, equipment and tools clear of power lines.
 - A worker or equipment operator working alone cannot safely judge the distance from the equipment to overhead power lines. A spotter on the ground has a much better view.
 - Don't ever try to guide a load and spot at the same time. You'll risk injury or death.
- **Provide regular training to all workers** regarding safe tree-trimming techniques, equipment use and safety guidelines (including regular review of this poster). Hold tailgate safety and work planning sessions before the start of every work project.
- **Always wear proper protective gear**, including eye, face, head, hand and foot protection (in compliance with OSHA standards or the equipment manufacturer's guidelines).

#14672 © 2024 Culver Media, LLC

Visit ngridssafety.com. Point your phone's camera at or scan this code.

SAFETY VISOR CARD for your vehicle

SAFETY POSTER for the break room or work trailer

FREE training materials in English and Spanish

- Safety kit:**
- ◆ **Worker Beware® booklets** (15 English, 5 Spanish) These 8-page booklets feature full-color photos that illustrate key safety tips regarding overhead and underground power lines, excavation, spotter and equipment usage, and natural gas lines.
 - ◆ **Tree Worker Safety visor cards** (20 English) This is a quick reference guide to keep in your vehicle. It contains critical safety information and telephone numbers.
- Worker Beware USB (bilingual):**
- ◆ **Worker Beware video:** This video training tool contains the latest utility-related safety information available and enhances our other program materials.
 - ◆ **Slideshow:** This presentation is designed to enhance your safety meeting by introducing basic safety information to participants before viewing the video. It includes talking points to assist you with each slide.
 - ◆ **Trainer's guide:** This comprehensive guide addresses everything you need to run an effective safety training session, such as learning preferences, room setup tips, a pre/post quiz, and ideas for discussion and activities.

Order FREE safety training materials from National Grid

- Where should we mail your FREE safety materials?**
 Name: _____ Title: _____
 Company: _____
 Address: _____ Is this a home address? _____
 City: _____ State: _____ Zip: _____
 Phone: _____ Email: _____
- Number of employees** (including owner):
 a. 0-5 b. 6-10 c. 11-20 d. 21-50 e. 51+
- Primary business activity** (e.g., tree trimming, landscaping, farming):

- How will you use these safety materials?** (Circle all that apply.)
 a. Safety meeting/training d. Personal knowledge
 b. Tailgate/job-site meeting e. Customer knowledge
 c. New employee orientation/training f. Other _____
- What do you feel are the most important safety topics that need to be covered in training materials?** _____
- On a scale of 1-5 (1 = strongly disagree and 5 = strongly agree), how much do you agree with each of the following statements?**
 ___ National Grid is committed to the safety of workers like me.
 ___ The information National Grid provides is valuable for keeping workers safe around electricity and natural gas.
 ___ I expect National Grid to provide workers the information necessary to get their jobs done safely around National Grid's electric and natural gas infrastructure.
 ___ The workers at my company use the National Grid safety information to work more safely around electricity and natural gas.
 ___ The worker materials provided by National Grid help me and/or my coworkers perform our jobs more safely.

Thank you for your order. Materials will arrive in two to four weeks.

Kit #79215

#14672

Tree Worker Safety

Work safely around electric and gas lines.

Keep this card handy in your vehicle visor or glove box.

Five steps for safe excavation

- 1. Pre-mark your dig area** with white paint, flags and/or stakes.
- 2. Call 811 or make an online request** well in advance of digging.
- 3. Wait the required time** for utilities to locate and mark their lines: in New York, **at least two full working days**, excluding the date of your call, weekends and legal holidays; in Massachusetts, **at least 72 hours** excluding weekends and legal holidays.
- 4. Respect the marks** and maintain them while digging.
- 5. Dig with care** and follow hand-excavating rules.

Always contact your state 811 center before digging and for the most current requirements.

Stay safe near overhead lines

- ☑ **Be aware of power lines** at your job site.
- ☑ **Assume ALL lines are energized and potentially dangerous.**
- ☑ **Mark a safety boundary** to keep workers and equipment **at least 10 feet away** from overhead power lines.*
- ☑ **Use a dedicated spotter** when operating heavy equipment.
- ☑ **Do not try to guide a load and spot** at the same time.
- ☑ **Know what to do** if your equipment contacts a power line.

*Lines carrying more than 50 kV require clearances greater than 10 feet. Call National Grid for specific clearance requirements.

American Public Works Association color code for locator marks

	Electric power lines		Gas, oil or steam		Communications lines, cables or conduit
	Temporary survey markings		Potable water		Reclaimed water, irrigation and slurry lines
	Proposed excavation		Sewers and drain lines		

If you find an unmarked line, stop digging and call **811** immediately.



Know what's below. 811 before you dig.



nationalgrid

Tree Worker Safety

Work safely around electric and gas lines.

Protect yourself, your crew and the public. Urge your employees to follow the enclosed safety tips when they work around energy lines.



Visit ngridafety.com and connect with us on

104 Bridge Road
Salisbury, MA 01952

nationalgrid

Smell Gas. Act Fast.

nationalgrid

Free worker safety education program

National Grid is pleased to provide you with our *Tree Worker Safety* poster and visitor card (attached). We're even more proud to offer you and your employees our comprehensive worker safety education program – FREE.

Safeguard yourself, your business and the public

Whether working with pruning tools or heavy equipment, it's critical that every worker know the requirements, guidelines and techniques for working safely around overhead utilities – critical for themselves, their business and the public.

Help reduce your risks

Our free worker safety education program can help you reduce the risk of utility contacts within your organization. We want to be sure you are aware of the hazards so you can reduce the potential risks of:

- Injury or death
- Lawsuits and property damage
- OSHA fines
- Clean-up costs
- Job cost overruns
- Higher insurance premiums
- Increased workers' compensation
- Worker days lost

Stay safe – order today

Please be sure to review our program (there's a brief description of the materials within this mailer next to the business reply card), then order by mail or online, and incorporate these materials into your organization's regular training program. We're glad to contribute to the well-being of your company, its employees and the general public. Stay safe!

Sincerely,

Kim Barber

Kim Barber
Director, Safety Policies & Programs, NY

Samantha Schaefer

Samantha Schaefer
Director, Safety Policies & Programs, MA

Please visit nationalgridus.com for more natural gas safety tips. Translations of important safety information and National Grid services are available by choosing the Select Language feature at nationalgridus.com.

This is an important notice. Please have it translated.

Este é um aviso importante. Quiera mandá-lo traduzir.
Este es un aviso importante. Sírvase mandarlo traducir.
Avis important. Veuillez traduire immédiatement.
Questa è un'informazione importante, si prega di tradurla.
Это очень важное сообщение. Пожалуйста, попросите чтобы вам его перевели.
Đây là một thông báo quan trọng. Xin vui lòng dịch thông báo này.
這是一個重要的通知。請翻譯一下。
ہم ضروری اطلاع دیتے ہیں۔

এটি একটি গুরুত্বপূর্ণ বক্তব্য। অনুগ্রহ করে এটি অনুবাদ করে নিন।
Sa se yon avi enpòtan. Tanpri, fè li tradwi.
Твоє вір'я важливо. Будь ласка, перекладіть це повідомлення.

Order these FREE electrical & natural gas safety training materials

nationalgrid

Two easy ways to order:

- 1 Online**
Visit ngridafety.com. Point your phone's camera at or scan this code.




- 2 Mail**
Complete the attached self-addressed, postage-paid order card and mail it.

Orders are filled on a first-come, first-served basis and supplies are limited, so order today. Materials will arrive in two to four weeks.




BUSINESS REPLY MAIL
FIRST-CLASS MAIL PERMIT NO.60 NEWBURYPORT MA
POSTAGE WILL BE PAID BY ADDRESSEE

National Grid
Tree Worker Safety Program
104 Bridge Road
Salisbury, MA 01952-9912



NO POSTAGE
NECESSARY
IF MAILED
IN THE
UNITED STATES



nationalgrid

Tree Worker Safety

If you contact a utility line, report even minor damage to 911 and National Grid. Always call 911 if you suspect a gas leak!

Always call National Grid before work begins to determine proper safety clearances. If you must work in close proximity to power lines or you notice a tree that is in contact with power lines, call National Grid to discuss options such as de-energizing, rerouting or removing power lines.

If you contact a natural gas pipeline

- 1. Leave your equipment behind.** Warn others of the danger, and leave the area quickly. Stay away until utility personnel say it is safe to return.
- 2. DO NOT use matches, lighters, cigarettes (including e-cigarettes or vape pens), light switches or anything electrical** – not even a phone or garage door opener. A spark could ignite leaking gas.
- 3. Do not operate underground pipeline valves or attempt to stop the flow of gas.** Never bury a contacted pipeline.
- 4. From a safe location, call 911 and National Grid immediately.** Excavators are required by law to call 911 if gas is escaping.
- 5. Report the incident to your supervisor.**

If your equipment contacts a power line

- 1. Move equipment away from the line** if you can do so safely.
- 2. Have someone call 911 and National Grid immediately.**
- 3. Stay on the equipment** until National Grid utility workers signal you off.
- 4. Warn others away** from the line and anything it is touching.
- 5. If fire forces you off,** jump clear without touching equipment and the ground at the same time. Land with your feet together and shuffle away with small steps, keeping both feet together and on the ground at all times.
- 6. Once clear,** do not return to the equipment until National Grid has declared it safe.

Produced by Culver Media, LLC for National Grid | #14672 © 2024 Culver Media, LLC

To report emergencies, call 911 and National Grid immediately. Always call 911 if you suspect a gas leak!

In case of gas emergencies:
Massachusetts: 911 and 1-800-233-5325

Long Island and the Rockaways: 911 and 1-800-490-0045
Metro New York: 911 and 1-718-643-4050
Upstate New York: 911 and 1-800-892-2345

In case of electric emergencies:
Massachusetts: 911 and 1-800-465-1212
Upstate New York: 911 and 1-800-867-5222

