

## Why take National Grid's FREE online excavator safety course?

**Free online program:** Our newest online course is a comprehensive, hassle-free resource that equips workers with the knowledge they need to excavate, dig and/or trench safely. Use it independently or have a trainer present it.


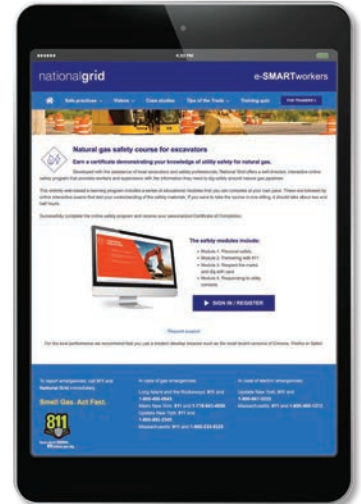
**Expert-backed design:** Created in collaboration with excavation safety and damage prevention experts, this course aims to teach any workers that may break ground how to prevent pipeline damage incidents and respond to them safely.

**Tailored for third-party workers:** This course specifically tailors its content to third-party professionals working near buried utility lines. From digging to installing telecom lines, a fence, pool or something else entirely, this course has the information needed to break ground safely, leading to fewer damages on the job. (Please note that it is not intended for contractors employed by utility operators.)

**State-specific versions:** There are two versions, one for New York and one for Massachusetts. Each covers state-specific safe-digging laws and 811 center requirements.




**Interactive learning:** The course takes less than 2.5 hours to complete and includes frequent knowledge checks to keep users engaged in the learning experience. It culminates with a 20-question final exam.

**Certification:** Those who score at least 80% on the final exam receive a Certificate of Completion.



## There are four safety modules that include:

- **Module 1: Personal safety.** Basic job-site safety, OSHA-mandated daily pre-job briefings, the risks of gas pipeline contacts and pipeline marker awareness.
- **Module 2: Partnering with 811.** When and how to request an 811 locate ticket, pre-marking tips, wait times, emergency excavations and positive response.
- **Module 3: Respect the marks and dig with care.** Locate marks, the tolerance zone, potholing, hand digging and vacuum excavation, and cast-iron pipelines.
- **Module 4: Responding to utility contacts.** How to safely respond to gas pipeline contacts, gas leaks and power line contacts.



## Rich learning environment: Our course offers several features to enhance the learning experience:

- 1 **Ease of accessibility.** Access the course on your mobile device, laptop or desktop computer. Employ closed captioning as needed.
- 2 **User-driven navigation.** Distractions don't have to detract from your learning experience. With our flexible navigation tools, you can fast forward or repeat information as needed.
- 3 **Modular learning capabilities.** Only have an hour? Access the course as you have time, stopping or resuming training at your convenience.
- 4 **Comedic relief.** Who says learning has to be a bore? Our training course integrates humor via videos starring National Grid's Damage Prevention Manager, Bob Terjesen.
- 5 **Downloadable content.** The information contained in this course is proven to lead to safer digs. Download and/or print PDFs of the materials to keep on hand for reference.



Enroll in our online excavator safety course today at [ngridssafety.com/utility-safety-course](http://ngridssafety.com/utility-safety-course).