


Worker Safety

Work safely around electric and gas lines

Use this poster for employee training

 To report emergencies, **call 911** and **National Grid** immediately. Always **call 911** if you suspect a gas leak!

 In case of gas emergencies: **Long Island and the Rockaways: 911 and 1-800-490-0045**
Metro New York: 911 and 1-718-643-4050
Massachusetts: 911 and 1-800-233-5325
Upstate New York: 911 and 1-800-892-2345

 In case of electric emergencies: **Massachusetts: 911 and 1-800-465-1212**
Upstate New York: 911 and 1-800-867-5222

For more safety information and to request FREE training materials, visit ngridssafety.com.



Know what's below.
811 before you dig.

Always contact your state 811 center before digging and for the most current requirements.

Notify 811 before you dig. It's the law!

- **Call 811 or make an online request well in advance of digging or moving earth in any way.** Wait the required time for utilities to locate and mark their lines: in New York, **at least two full working days**, excluding the date of your call, weekends and legal holidays; in Massachusetts, **at least 72 hours** excluding weekends and legal holidays.
 - **Before you notify 811, pre-mark your excavation route with white paint, flags and/or stakes** so that locators can easily identify and mark affected utilities.
 - **Physically locate marked utility lines by hand digging.** If you cannot visually verify marked electric or natural gas lines, **STOP** digging and contact National Grid immediately.
 - **If you don't notify 811 before digging, you risk hitting an underground line.** You or your coworkers could be hurt or killed. You may be held liable for damages and repair costs.
- Once you are sure underground lines have been marked, respect the marks and dig with care.**



Point out power lines daily at your job site.

Keep people, tools and equipment at least 10 feet away from overhead power lines.

- **Survey your job site every day** to find power lines, poles, guy wires and pad-mounted equipment, and point them out at your work briefings.
- **Review your emergency plan for power line contact. Assume all overhead lines are energized** and potentially dangerous, including the service drops that run from utility poles to buildings, and stay at least **10 feet away**.
- **Greater voltages require greater distances.** Cranes and derricks in construction may require encroachment prevention precautions. For specific requirements, consult osha.gov.
- **If your equipment contacts a power line,** move the equipment away from the line if you can do so safely; have someone **call 911 and National Grid immediately**; stay on the equipment until utility workers say it is safe to get off; warn others to stay away from the line and anything it is touching.



Always rely on a dedicated spotter.

A dedicated spotter helps you stay clear of overhead power lines.

- **When you operate hoisting equipment,** work with a spotter whose only responsibility is to keep you the required safe distance from overhead lines and other hazards.
- **Equipment operators working alone cannot safely judge** the distance from equipment to overhead power lines. Don't risk it!
- **Don't ever try to guide a load and spot at the same time.** You'll risk injury or death.



Signs of a gas leak

If you contact a natural gas pipeline or suspect a gas leak:

- **Leave equipment; do NOT turn off engines or generators.** Warn others and leave the area quickly.
- **Do NOT use matches, lighters, cigarettes (including e-cigarettes or vape pens), light switches or anything electrical** – not even a phone or garage door opener. A spark could ignite leaking gas.
- **Do NOT operate underground pipeline valves. Do NOT crimp or tape a broken pipe** or otherwise attempt to stop the flow of gas. Leave the excavation open.
- **From a safe location, call 911 and National Grid immediately.** Call us even if there is no visible damage to the pipeline. (Excavators are required by law to call 911 if gas is escaping.)
- **Report the incident to your supervisor.**
- **Stay away from the area** until National Grid personnel say it is safe to return.

Smell Gas. Act Fast.

#17477 © 2025 Culver Media, LLC

FREE training materials in English and Spanish

Easy to order, download or stream

Visit ngridssafety.com or scan the QR codes.



Scan to go to order page, or use attached order card.

Order Worker Beware® kit


- ◆ **Booklets** (15 English, 5 Spanish)
- ◆ **Visor cards** (20 English) Perfect for new employee orientation and regular safety refreshers, the 8-page booklets feature bold images and critical safety insights regarding power lines and natural gas pipelines, excavation, and spotter and equipment usage. The cards conveniently fit in your vehicle visor for quick reference.



Scan to download tools or view videos.

Access bilingual tools online

- ◆ **Worker Beware video:** Features critical utility-related safety information in scenario-specific training modules.
- ◆ **Slideshow:** Introduces basic electrical and natural gas safety information. Includes talking points to assist you with each slide.
- ◆ **Trainer's guide:** Addresses everything you need to run an effective safety training session, such as learning preferences, room setup tips, a pre/post quiz, and ideas for activities and discussion.



Order FREE safety training materials from National Grid

1. Where should we mail your FREE safety materials?

Name: _____ Title: _____
 Company: _____
 Address: _____ Is this a home address? _____
 City: _____ State: _____ Zip: _____
 Phone: _____ Email: _____

2. Number of employees (including owner):

a. 0-5 b. 6-10 c. 11-20 d. 21-50 e. 51+

3. Primary business activity (e.g., roofing, excavation, plumbing):

4. How will you use these safety materials? (Circle all that apply.)

a. Safety meeting/training d. Personal knowledge
 b. Tailgate/job-site meeting e. Customer knowledge
 c. New employee orientation/training f. Other _____

5. What do you feel are the most important safety topics that need to be covered in training materials?

___ National Grid is committed to the safety of workers like me.
 ___ The information National Grid provides is valuable for keeping workers safe around electricity and natural gas.
 ___ I expect National Grid to provide workers the information necessary to get their jobs done safely around National Grid's electric and natural gas infrastructure.
 ___ The workers at my company use the National Grid safety information to work more safely around electricity and natural gas.
 ___ The worker materials provided by National Grid help me and/or my coworkers perform our jobs more safely.

Thank you for your order. Materials will arrive in two to four weeks.

Kit #79210

#17477

Worker Safety

Work safely around electric and gas lines.

Keep this card handy in your vehicle visor or glove box.

Five steps for safe excavation

1. **Pre-mark your dig area** with white paint, flags and/or stakes.
2. **Call 811 or make an online request** well in advance of digging.
3. **Wait the required time** for utilities to locate and mark their lines: in New York, **at least two full working days**, excluding the date of your call, weekends and legal holidays; in Massachusetts, **at least 72 hours** excluding weekends and legal holidays.
4. **Respect the marks** and maintain them while digging.
5. **Dig with care** and follow hand-excavating rules.

Always contact your state 811 center before digging and for the most current requirements.

Stay safe near overhead lines

- Be aware of power lines** at your job site.
- Assume ALL lines are energized and potentially dangerous.**
- Mark a safety boundary** to keep workers and equipment at least **10 feet away** from overhead power lines.*
- Use a dedicated spotter** when operating heavy equipment.
- Do not try to guide a load and spot** at the same time.
- Know what to do** if your equipment contacts a power line.

*Lines carrying more than 50 kV require clearances greater than 10 feet. **Cranes and derricks used in construction may require clearances greater than 10 feet and encroachment precautions.** Call National Grid for specific clearance requirements.

American Public Works Association color code for locator marks



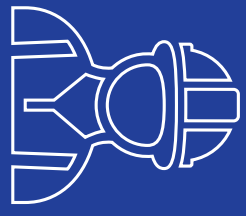
- | | | |
|---------------------------|------------------------|--|
| Electric power lines | Gas, oil or steam | Communications lines, cables or conduit |
| Temporary survey markings | Potable water | Reclaimed water, irrigation and slurry lines |
| Proposed excavation | Sewers and drain lines | |

If you find an unmarked line, stop digging and call **811** immediately.



Know what's below.
811 before you dig.

nationalgrid




Worker Safety

Work safely around electric and gas lines.

Protect yourself, your crew and the public. Urge your employees to follow the enclosed safety tips when they work around energy lines.

#17477



Visit ngrid.com and connect with us on Scan to easily order materials, access instructor resources and view safety videos.

430 Boston Street, Suite 103
Topsfield, MA 01983

nationalgrid

Smell Gas. Act Fast.

nationalgrid

Free worker safety education program

National Grid is pleased to provide you with our *Worker Beware*® safety poster and visor card (attached). We're even more proud to offer you and your employees our comprehensive worker safety education program – FREE.

Safeguard yourself, your business and the public

Whether working indoors or outside, using handheld tools or heavy equipment, it's critical that every worker know the requirements, guidelines and techniques for working safely around underground and overhead utilities – critical for themselves, their business and the public.

Help reduce your risks

Our free worker safety education program can help you reduce the risk of utility contacts within your organization. We want to be sure you are aware of the hazards so you can reduce the potential risks of:

- Injury or death
- Lawsuits and property damage
- OSHA fines
- Clean-up costs
- Job cost overruns
- Higher insurance premiums
- Increased workers' compensation
- Worker days lost

Stay safe – order today

Please be sure to review our program (there's a brief description of the materials within this mailer next to the business reply card), then order by mail or online, and incorporate these materials into your organization's regular training program. We're glad to contribute to the well-being of your company, its employees and the general public. Stay safe!

Sincerely,

Kim Barber

Kim Barber
Director, Safety Policies & Programs, NY

Samantha Schaefer

Samantha Schaefer
Director, Safety Policies & Programs, MA

Excavators: Any excavators hired by local government in New York State are required to have completed an approved excavation safety training program from their local 811 center. For more information, see UDIGNY.org/cep (for Upstate New York) or newyork-811.com/ (for Downstate New York).

Please visit nationalgridus.com for more natural gas safety tips. Translations of important safety information and National Grid services are available by choosing the Select Language feature at nationalgridus.com.

This is an important notice. Please have it translated.

Este é um aviso importante. Quiera mandá-lo traduzir. Este es un aviso importante. Sírvase mandarlo traducir. Avis important. Veuillez traduire immédiatement. Questa è un'informazione importante, si prega di tradurla. Это очень важное сообщение. Пожалуйста, не переводите. Đây là một thông báo quan trọng. Xin vui lòng dịch thông báo này.

這是一個重要的通知，請翻譯一下。
এই একটি গুরুত্বপূর্ণ বার্তা। অনুগ্রহ করে এটি অন্তর্ভুক্ত করুন।
Sa a se yon avi enpòtan. Tanpri, fe li tradwi.
TND NTA N NTA NTA NTA NTA NTA NTA NTA NTA NTA

Order these FREE electrical & natural gas safety training materials

nationalgrid

Two easy ways to order:

- 1 Online**
Visit ngrid.com. Point your phone's camera at or scan this code.



- 2 Mail**
Complete the attached self-addressed, postage-paid order card and mail it.

Orders are filled on a first-come, first-served basis and supplies are limited, so order today. Materials will arrive in two to four weeks.



NO POSTAGE
NECESSARY
IF MAILED
IN THE
UNITED STATES

BUSINESS REPLY MAIL

FIRST-CLASS MAIL PERMIT NO. 4 TOPSFIELD MA

POSTAGE WILL BE PAID BY ADDRESSEE

NATIONAL GRID
SAFETY MATERIALS DISTRIBUTION
430 BOSTON ST STE 103
TOPSFIELD MA 01983-9905



Worker Safety

nationalgrid

If you contact a utility line, report even minor damage to 911 and National Grid. Always call 911 if you suspect a gas leak!

Gas leak signs: A gas leak may have a distinctive, sulfur-like odor (but not always). Other signs may include a hissing, whistling or roaring sound; dirt blowing into the air from a hole in the ground; continuous bubbling in water; dead or dying vegetation (in an otherwise moist area) over or near a pipeline; an exposed pipeline after a fire, flood or other disaster; or a damaged connection to a gas appliance.

If you contact a natural gas pipeline

- 1. Leave your equipment behind.** Warn others of the danger, and leave the area quickly. Stay away until utility personnel say it is safe to return.
- 2. DO NOT use matches, lighters, cigarettes (including e-cigarettes or vape pens), light switches or anything electrical –** not even a phone or garage door opener. A spark could ignite leaking gas.
- 3. Do not operate underground pipeline valves or attempt to stop the flow of gas.** Never bury a contacted pipeline.
- 4. From a safe location, call 911 and National Grid immediately.** Excavators are required by law to call 911 if gas is escaping.
- 5. Report the incident to your supervisor.**

If your equipment contacts a power line

- 1. Move equipment away from the line** if you can do so safely.
- 2. Have someone call 911 and National Grid immediately.**
- 3. Stay on the equipment** until National Grid utility workers signal you off.
- 4. Warn others away** from the line and anything it is touching.
- 5. If fire forces you off,** jump clear without touching equipment and the ground at the same time. Land with your feet together and shuffle away with small steps, keeping both feet together and on the ground at all times.
- 6. Once clear,** do not return to the equipment until National Grid has declared it safe.

Produced by Culver Media, LLC for National Grid | #17477 © 2025 Culver Media, LLC

To report emergencies, call 911 and National Grid immediately. Always call 911 if you suspect a gas leak!

In case of gas emergencies:
Massachusetts: 911 and 1-800-233-5325

Long Island and the Rockaways: 911 and 1-800-490-0045
Metro New York: 911 and 1-718-643-4050
Upstate New York: 911 and 1-800-892-2345

In case of electric emergencies:
Massachusetts: 911 and 1-800-465-1212
Upstate New York: 911 and 1-800-867-5222